

TROY FIRE DEPARTMENT

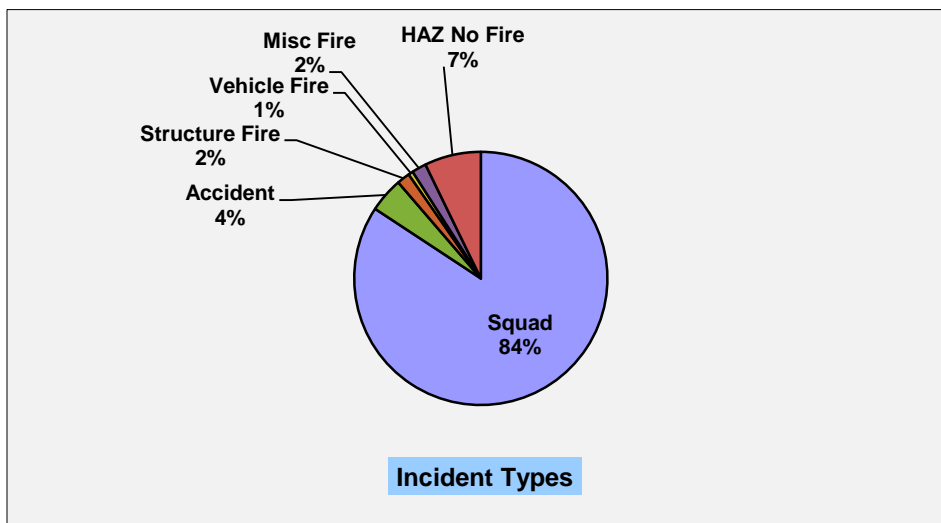
1528 North Market Street Troy, OH 45373

Here are the department's Statistics for 2014. The department has been very active with incidents, training, fire prevention education and inspections over the past year.



2014 Incidents

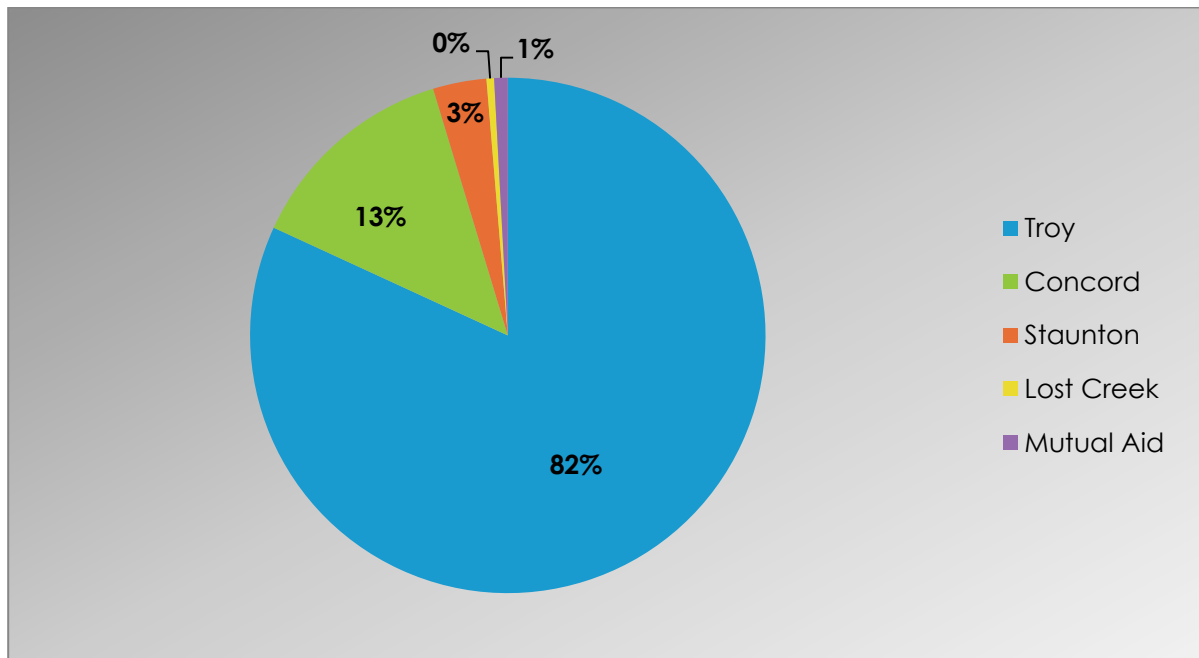
Incidents		
	Total	% of Fire Calls
Squad	4070	0.84
Accident	214	0.04
Structure Fire	80	0.02
Vehicle Fire	29	0.01
Misc Fire	89	0.02
HAZ No Fire	348	0.07
Total Fire Call	4830	1.00



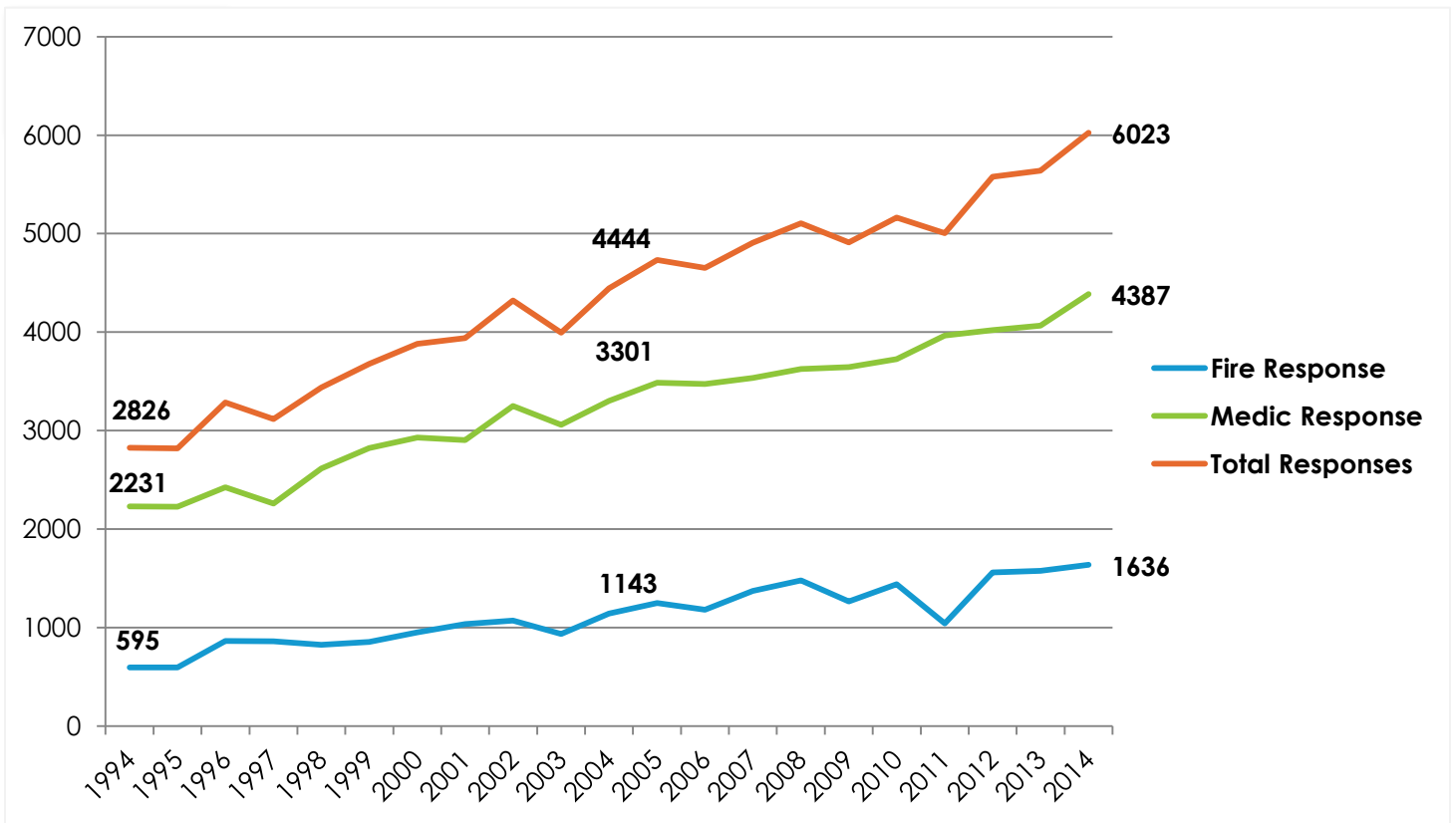
2014 Troy Fire Department Incidents

Total Incident Report

	Total Incidents	% of Total
Troy	3954	0.82
Concord	650	0.13
Staunton	162	0.03
Lost Creek	23	0.00
Mutual Aid	41	0.01
Total	4830	1.00



2014 Troy Fire Department Responses



2014 Fire Responses

Fire Response Report						
Unit	Troy	Concord	Staunton	Lost Creek	Mutual Aid	Total
Engine-1	793	171	47	6	2	1019
Engine-2	94	6	19	0	1	120
Engine-3	142	26	2	0	0	170
Tanker-1	7	13	2	0	0	22
Tower-1	18	2	0	0	0	20
Grass-1	11	5	3	0	2	21
Truck-8	225	27	10	1	1	264
Total	1290	250	83	7	6	1636

2014 EMS

EMS Response Report

EMS Response Report						
Unit	Troy	Concord	Staunton	Lost Creek	Other	Total
Medic-1	1739	233	15	1	25	2013
Medic-2	837	64	117	21	9	1048
Medic-3	1004	288	9	0	4	1305
Medic-4	18	2	1	0	0	21
Total	3598	587	142	22	38	4387

EMS Assists

Medic Assists					
	Troy	Concord	Staunton	Lost Creek	Total
Engine 1	501	124	37	6	668
Truck-8	210	27	8	1	246
Grass-1	7	1	0	0	8
Total	718	152	45	7	922

Fire / Auto Loss

Fire / Auto Loss			
Locale	Fire Loss	Auto Loss	Total Loss
Troy	\$ 500,690.00	\$ 22,950.00	\$ 523,640.00
Concord	\$ 3,500.00	\$ 36,615.00	\$ 40,115.00
Staunton	\$ 55,500.00	\$ -	\$ 55,500.00
Mutual Aid	\$ -	\$ -	\$ -
Total	\$ 559,690.00	\$ 59,565.00	\$ 619,255.00

The following are the statistics for the Fire Prevention Bureau. We have been very busy in public education, inspections, consultations and responding to emergency incidents. We are currently fully staffed and are working diligently on multiple projects.



2014 Fire Prevention Stats		YTD
GENERAL INSPECTIONS:		623
RE-INSPECTIONS:		65
PLAN REVIEWS:		100
FIRE PREVENTION PERMITS:		30
FIRE INVESTIGATIONS:		9
FIRE RESPONSES:		43
AMBULANCE RESPONSES:		149
PUBLIC EDUCATION EVENTS:		88
PERSONS IN ATTENDANCE AT PE EVENTS:		6041
CAR SEATS:		39
COVERED OVERTIME:		337